









Conifers

| Name | Description | Details | Photo |
|--|---|--------------------------------|---|
| <i>Juniperus sabina</i> 'Buffalo' Juniper | Soft, feathery, bright green foliage on low spreading branches. Excellent groundcover for borders or massing. Foliage remains bright green throughout winter. | H 12-15" W 3-5' Zone 3 |  |
| <i>Juniperus sabina</i> 'Calgary Carpet' Juniper | Durable, low growing, spreading, heat- and drought-tolerant shrub. Attractive soft green foliage. Use in perennial borders, as groundcover, or along walkways. Full sun. | H 6-9" W 6-8' Zone 3 |  |
| <i>Juniperus scopulorum</i> 'Blue Arrow' Juniper | This columnar has blue-green needles and a very narrow habit, perfect for small spaces. Drought tolerant. | H 15' W 2' Zone 4 | Photo Credit: Monrovia  |
| <i>Juniperus scopulorum</i> 'Wichita Blue' Juniper | Attractive silvery blue foliage on a broad pyramidal form. Excellent as a screen or for use as a specimen in the landscape. Prefers drier climates. Pruning can enhance and maintain the shape. | H 15-18' W 8' Zone 3 | Photo Credit: Monrovia  |
| <i>Picea abies</i> Norway Spruce Tree | A stately tree with a pyramidal shape when young, and pendulous branches as it matures. The largest and fastest growing of the spruces. Large cones are attractive as Christmas ornaments. | H 40-80' W 25-30' Zone 2 | Photo Credit: Bailey Nursery  |

Conifers

| | | | |
|--|--|---|---|
| <p><i>Picea abies</i> 'Pendula' Weeping Norway spruce</p> | <p>Very hardy, useful, and unique specimen plant. Every plant is unique. Adds artistic appeal to any landscape. Tolerates sun, shade, or partial shade.</p> | <p>H 15' (varies) W 4' Zone 2</p> | <p>Photo Credit: Eshraghi Nursery LLC</p>  |
| <p><i>Picea abies</i> 'Cupressina' Columnar Norway Spruce</p> | <p>A narrow and columnar tree. Green needles that remain throughout winter. Fast growing. Withstands snow well. Pruning can enhance and maintain the shape.</p> | <p>H 30' W 6-8' Zone 4</p> |  |
| <p><i>Picea abies pumila</i> Dwarf Norway Spruce</p> | <p>Attractive, globe-shaped evergreen shrub. Spreading habit makes it useful as an informal hedge or landscape accent. Blue-green needles cover dense branches.</p> | <p>H 3-4' W 3-4' Zone 2</p> | <p>Photo Credit: Monrovia</p>  |
| <p><i>Picea glauca</i> 'Pendula' Weeping White Spruce</p> | <p>Attractive, blue-green foliage on weeping limbs. Strong central leader adds vertical interest. Use as a focal point for a unique landscape. Pruning can enhance and maintain the shape.</p> | <p>H 15' W 4' Zone 2</p> |  |


Conifers

| | | | |
|---|---|---|---|
| <p><i>Picea glauca</i> <i>'densata'</i> 'Black Hills' Spruce</p> | <p>Shapely "Christmas tree" type evergreen, with short, blue-green needles. Shears easily. Useful as a specimen, hedge, or windbreak. Best in full sun but tolerates light shade.</p> | <p>H 35-45' W 25-30' Zone 3</p> | <p>Photo Credit: Bailey Nursery</p>  |
| <p><i>Picea pungens</i> Columnar Blue Spruce</p> | <p>A dense conifer with narrowly upright and columnar growth. Attractive bluish-green foliage emerges in spring. Easily trimmed. Pruning can enhance and maintain the shape.</p> | <p>H 15' W 3' Zone 2</p> | <p>Photo Credit: Eshraghi Nursery LLC</p>  |
| <p><i>Picea pungens</i> <i>globosa</i> 'Dwarf Blue' Globe Spruce</p> | <p>Globe shape. Prune regularly to enhance and maintain the shape.</p> | <p>H 3-4' W 3-4' Zone 1</p> |  |
| <p><i>Picea pungens</i> <i>glauca</i> Colorado Spruce</p> | <p>This very popular conifer has a handsome pyramidal form with rigid tiered branches densely covered with stiff gray-blue needles. Use as an evergreen windbreak or tall screen, or as a specimen plant in large landscapes.</p> | <p>H 40-60' W 10-20' Zone 2</p> | <p>Photo Credit: Monrovia</p>  |




Conifers

| | | | |
|--|--|---|--|
| <p><i>Picea pungens</i> 'Fat Albert' Spruce</p> | <p>Superb evergreen conifer with rich blue needles on a densely branched, naturally pyramidal form. Outstanding landscape specimen. A slow growing, dwarf variety. Pruning can enhance and maintain the shape.</p> | <p>H 25-30' W 15-18' Zone 2</p> |  |
| <p><i>Picea pungens</i> Monty Dwarf Spruce</p> | <p>A classic conical Christmas tree shape with a strong leader as well as long, thin, bluest of blue needles. The small size and compact habit with shimmering frosty blue foliage makes this tree a versatile specimen.</p> | <p>H 8' W 6' Zone 2</p> | <p>Photo Credit: Iseli Nurseries</p>  |
| <p><i>Picea pungens</i> 'Sester Dwarf' Spruce</p> | <p>Stunning needles, slow growth rate, and classic conical form. Requires little maintenance or pruning. Best in full sun for blue color.</p> | <p>H 6-8' W 4' Zone 2</p> |  |
| <p><i>Pinus aristata</i> Bristlecone Pine</p> | <p>Irregular pyramidal pine with dark green, white-flecked needles. Slow-growing native plant. Drought tolerant. Requires well-drained soil to maintain color. Full sun.</p> | <p>H 23' W 12 -15' Zone 4</p> |  |

Conifers

| | | | |
|---|---|-------------------------------------|---|
| <p><i>Pinus mugo</i> 'La Cabana' Mugo Pine</p> | <p>A very hardy pine. Will grow into a sturdy, broad, pyramidal form. Thick green needles and large resinous buds.</p> | <p>H 15' W 12' Zone 2</p> |  |
| <p><i>Pinus mugo</i> 'Mops' Dwarf Mugo Pine</p> | <p>A globe-shaped dwarf mugo pine. Does not require candle pruning to maintain its shape.</p> | <p>H 3-4' W 3-4' Zone 2</p> |  |
| <p><i>Pinus mugo pumilio</i> Dwarf Mugo Pine patio tree</p> | <p>A grafted dwarf version of the species in small tree form. Slow-growing, rugged, and hardy. Maintain shape with pruning. Needs full sun.</p> | <p>H 4-5' W 3' Zone 2</p> | <p>Photo Credit: Eshraghi Nursery LLC</p>  |
| <p><i>Pinus mugo</i> 'Valley Cushion' Mugo Pine</p> | <p>A true dwarf, very compact, dense pine with a spreading habit. Reddish new buds complement the short, medium-green needles.</p> | <p>H 1-2' W 3' Zone 2</p> |  |

Conifers

| | | | |
|---|---|---|---|
| <p><i>Pinus mugo</i> 'Columnaris' Mugo Pine</p> | <p>With an upright, rather than rounded shape, this mugo pine will provide height to the landscape. Long needles are dark green, and the bark is red orange.</p> | <p>H 8' W 4' Zone 2</p> | <p>Photo Credit: Eshraghi Nursery LLC</p>  |
| <p><i>Pinus mugo</i> 'Tannenbaum' Mugo Pine</p> | <p>Dark green color. Extremely cold hardy. Adaptable to wide ranges of environmental climatic conditions. Perfectly formed Christmas tree selected from South Dakota. Grows 6-12" per year.</p> | <p>H 10-15' W 6-10' Zone 2</p> |  |
| <p><i>Pinus ponderosa</i> Ponderosa Pine</p> | <p>Native Montana state tree, which is useful for mass plantings and shelter belts. Thrives under widely different conditions and in a variety of soils.</p> | <p>H 50-60' W 20-25' Zone 3</p> |  |

Conifers

*Pseudotsuga
menziesii*
Douglas Fir

Douglas Fir is a large blue-green conical evergreen that grows 40-80' tall at full maturity. It has 4-5" long forked cone bracts that make is unique and distinguishable from other evergreens.

H 40-60'
W 12-20'
Zone 3

